5 Metre Measuring Tape

PrintableRuler.online

This tape uses 6 sheets and 30 strips in total (500cm). Cut along each strip's outer edge, then tape every filled dot (●) to the matching dot on the next strip, in numeric order.



Sheet 1 of 6 — rows #1, #2, #3, #4, #5 — print at 100%, no "Fit to page"

Print at 100% scale — turn OFF "Fit to page" / "Shrink to fit". Verify with the credit-card test at printableruler.online first.



Sheet 2 of 6 — rows #6, #7, #8, #9, #10 — print at 100%, no "Fit to page"

Print at 100% scale — turn OFF "Fit to page" / "Shrink to fit". Verify with the credit-card test at printableruler.online first.



Sheet 3 of 6 — rows #11, #12, #13, #14, #15 — print at 100%, no "Fit to page"

Print at 100% scale — turn OFF "Fit to page" / "Shrink to fit". Verify with the credit-card test at printableruler.online first.



Sheet 4 of 6 — rows #16, #17, #18, #19, #20 — print at 100%, no "Fit to page"

Print at 100% scale — turn OFF "Fit to page" / "Shrink to fit". Verify with the credit-card test at printableruler.online first.



Sheet 5 of 6 — rows #21, #22, #23, #24, #25 — print at 100%, no "Fit to page"

Print at 100% scale — turn OFF "Fit to page" / "Shrink to fit". Verify with the credit-card test at printableruler.online first.



Sheet 6 of 6 — rows #26, #27, #28, #29, #30 — print at 100%, no "Fit to page"

Print at 100% scale — turn OFF "Fit to page" / "Shrink to fit". Verify with the credit-card test at printableruler.online first.